

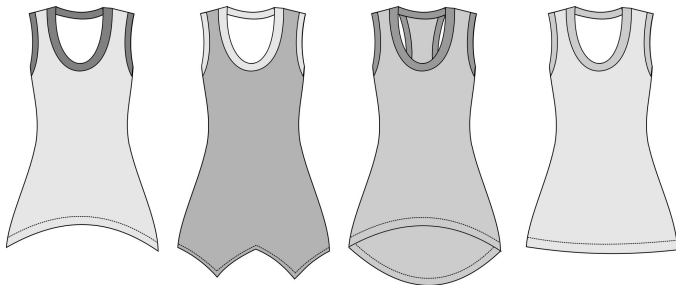


Hamilton Sewing Collective
304 Ottawa Street North
www.hamiltonsews.ca
905-538-1396

We offer classes in garment making, sewing knits, corsetry and intimate apparel as well as pattern drafting and machine know-how for all skill levels – beginner, intermediate, advanced or professional.

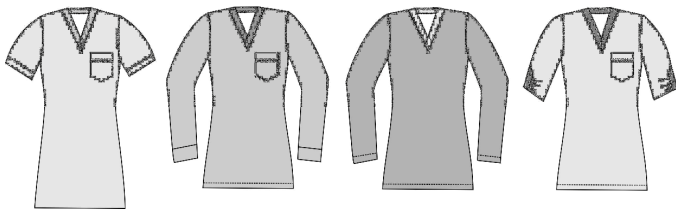
Don't want to lug your heavy machine? You can rent one of our class machines for a very reasonable price. Reserve one when you register for the class.

NEW! LEARN TO SEW KNITS 2 evenings



If you have never used a sewing machine or it has been a very long time, this is for you. Learn about your own sewing machine or learn on one of our machines. You will learn about the different needles, threads and fabrics on the market. You will learn to work with knits and make a Tank Top made to your measurements.

NEW! LEARN TO SEW KNITS 2 2 evenings



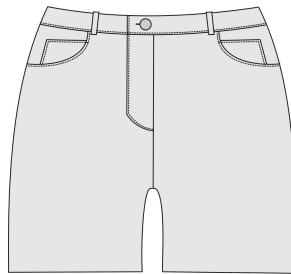
If you have taken the beginner Learn to sew Knits class or if you know how to use a sewing machine, this refresher course will be a great next step. In this class, work with knits to make a V-neck t-shirt. You can choose one of many hem and length options and learn how to set in sleeves.

NEW! MAKE A SERGER COAT 2 days



If your serger is hiding in a closet, this class is for you! There are two very good reasons to take this course. First you will become friends with your serger, which means you will understand how it works and how to solve the issues that are common to these machines. The other reason is the beautiful and stylish jacket you will wear home at the end of the class. You will learn and practice threading a serger, as well as 3 or 4 thread overlock stitching and hem finishes for a more professional look.

NEW! PERFECT JEANS 2 days



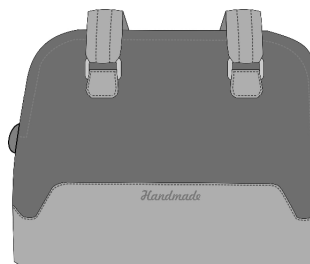
In this class you will make a pair of jeans with a great fit that look fantastic too! Create the style of jeans you choose, such as skinny, boot cut, straight leg or flared. Denim or twill weight fabric, with or without Lycra are best for this garment. Accurate measuring will ensure an accurate fit. Our instructor will make all the necessary fitting adjustments to your pattern. There will be times that you will use a serger and we have a serger in the classroom for you to use.

NEW! MAKE SEWING GREAT AGAIN 2 half day




Learn to sew without pins, including straight seams, curved seams, and zippers. Re-discover your iron and use it for professional finishing results. Learn construction techniques and workflows that save you time and aggravation. We will also show you speedy un-sewing techniques and introduce you to tools that save you time and help you along the way. Two separate half-day classes. Take one or both!

NEW! BOWLER BAG 2 half-days



In this class you will make a beautiful bowler style bag using leather, faux leather, vinyl, or cork leather, which is combined with home decorator fabric. It uses a two-way zipper to open the purse a little or a lot. Inside, the purse is lined with several pockets, including a zippered pocket for your passport. Create your own one-of-a-kind purse!

NEW! TRAVELER'S DUFFLE BAG 2 half-days



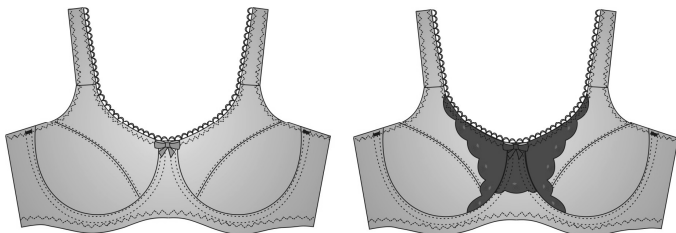
In this class you will be constructing an attractive and versatile carry-on bag. It has pockets on the sides and the ends. If you want a pocket on the inside for your passport or cell phone you can add one! It is made of

medium weight upholstery fabric with accents made of vinyl, interfaced with foam and lined for a beautiful professional look. There is a supportive shoulder strap goes all the way around the bag for stability and a zipper closure that gives a nice finish to this carry-on bag.

Intimate Apparel Classes!

BEGINNER BRA 101

2 days



Our most popular class! Learn to sew a bra and have it fitted and the pattern altered to fit your unique body! You will then learn the techniques required that make your bra look like ready-to-wear. The class includes your pattern and a kit to make the first test bra. You may even start a second bra!

OUR BOSOM BUDDY SPECIAL



Bring a "bosom buddy" (or two, or three) to the beginner bra class- you *each* receive \$50 off the price of the class. Have some girl-time and sew a bra that fits!

NEW! THE JEWEL BRA SERIES


2 days



In this class, choose one of our newest Jewel series patterns - Amethyst, Sapphire or Ruby. Choose all lace or all fabric or a combo of both. Learn the tricks of the trade to use cut & sew foam to create a foam lined cup without padded pre-formed foam cups! You must be familiar with the construction of a bra for this class. Pattern and fitting included.

NEW! FINISH THAT BRA!

1 day



If you have a bra that did not get finished, or you need help with the last piece of the bra puzzle, this class could be for you. This is an informal day to work on a bra project

already in progress. An instructor will be there to help you finish. The Finishing Days are held the second Saturday of each month from January to May.

SHELLEY DESIGNER BRA

1 day

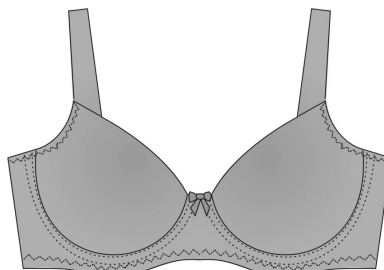


Shelley is a designer original bra with built-in power bars and a split lower cup. You will not believe what effect these small details have on support! We will draft the pattern in the morning and sew as

much as you can in the afternoon. Pattern and fitting included.

T-SHIRT BRA CLASS

1 day

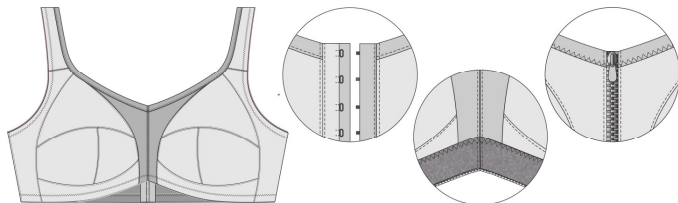


Once you have made a basic bra or two, it is time to learn a more advanced style using pre-formed foam cups. We will teach you all the tricks to cover the foam cups with fabric seamlessly

and you will see how rotation can greatly affect fit and shape. Pattern and fitting included.

INGRID NON-WIRED BRA

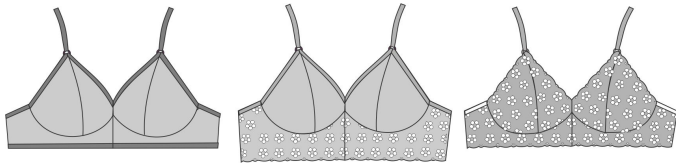
2 day



Ingrid is a non-wired bra with a unique sizing system. It offers great support, provides lift and it's very comfortable too. If you prefer, the Ingrid can be made to open from the front or the back and a choice of traditional bottom band elastic or a wide, non-roll plush elastic. This is one of our most comfortable patterns. Pattern and fitting included.

BRALETTE CLASS

1 day



A bralette is non-wired and not as structured as a regular bra so it is easy to sew and very comfortable. Choose among longline, all lace, combination fabric and lace, or winter versions! You choose your style and we will custom fit it to your body. Pattern and fitting are included.

BOOB CAMP

5 days



Spend 5 fun-filled days at Boob Camp, where you will start by making a professionally fitted basic bra. Once the pattern is perfect, you will learn to do the pretty things - make a partial band bra, use lace and power bars for extra lift and support. These five days are all about what YOU want to make! Bring a friend for some girl time!

NEW! MINI BOOB CAMP

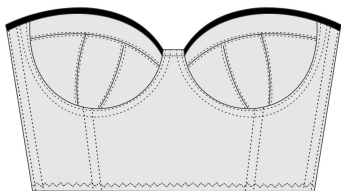
3 days



If you cannot join us for five days, why not join us for a three-day mini boob camp! This class is open to beginner bra-makers or advanced. If you've never made a bra, you will be professionally fitted to make a basic bra in the colour of your choice and then make another in a different style. Or if you have already made a bra bring your imagination or pictures and we will show you how to make it. The goal is to finish one or two bras depending on the style you choose.

NEW! STRAPLESS BRA

2 days




shape under any garment with exposed shoulders. The pattern will be custom fitted to your body for comfort and style.

Finally! A strapless bra! This bra is a sister to the Ruby, but we call it the Diamond. You will work with boning, cut & sew foam and a cover fabric or lace to create a flattering

SWIMWEAR THAT FITS


2 days



Everyone needs a good swimsuit, and it's better when it fits! If you have a large bust, small bust, wide hips or long torso, we will adjust the pattern to fit you! Choose *one* of two styles-princess line or plain tank (maillot). We supply the pattern and the fitting – you do the sewing!

SWIM FARTHER! SWIMWEAR

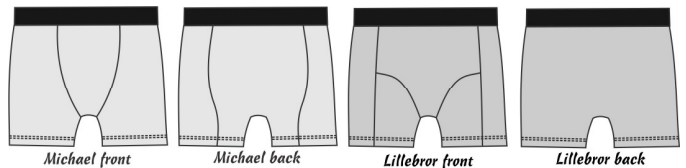
3 days



This is a class for someone already experienced in sewing swimwear that wants to move up to the next level. Both the one-piece tank and the princess line suit can be modified into countless different suits. You will learn ruching, colour blocking and more. Industry quality construction methods are taught. Bonus - you will also learn to make a bikini and/or posing suits if you bring your bra pattern to class.

MEN'S UNDERWEAR

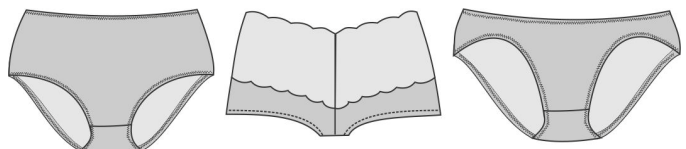
1 day



Upgrade his tightie-whities! Make a pair of men's briefs that have had great reviews from the men who wear them. You have the option of making a front opening, with a sling or a front panel. You also have the option of a short or a long leg version.

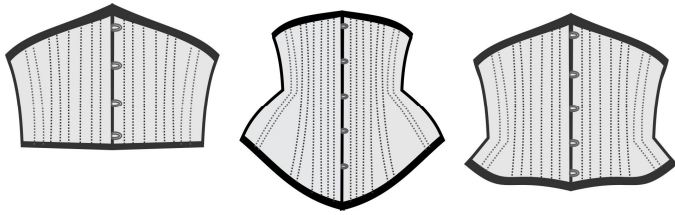
PANTIES – DRAFTING AND BEYOND

2 days



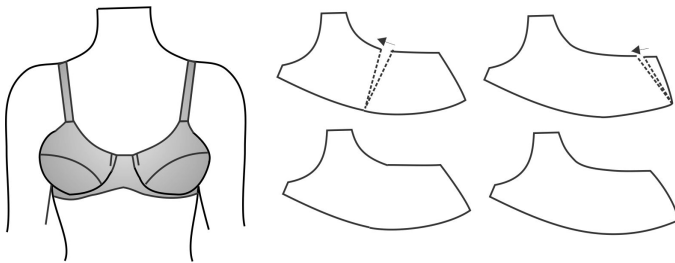
This class will teach you how to draft a panty pattern from your measurements or for clients. Learn about the fabrics, elastics and laces to finish them. Next you will learn how to make adjustment to your pattern to create different styles and how to alter the pattern for different fit issues. Consider this the ultimate panty class!

WAIST CINCHER - CORSET CLASS 2 days



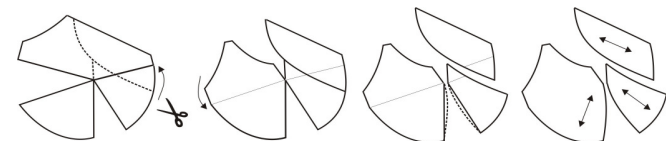
This two day class will teach you to make a waist cincher with several looks from start to finish - from installing the front steel fastener, working with boning and setting the grommets in the back. Learn to lace the "right" way. The busk, and boning and pattern are included in the price of the class - you need to buy the fabric for the outside of the corset.

BRA FIT FOR EVERY BODY 5 days



If you plan to sew bras for others, this is a must-take class. This 5-day class is dedicated to fitting the Classic bra pattern to a woman's unique body for the best fit possible. You will get fitting charts, client sheets and many class handouts, as well as a list of supplies you will need to sew your own set of sampler bras. You must know how to sew a bra before this class. This is a professional level class so no bra construction will be taught.

BRA DESIGN & DRAFT 5 days



Learn to create a bra from actual body measurements. You will be drafting, then sewing a bra to test the fit. Learn to tweak the pattern so it fits exactly. Then the fun begins – we teach you to change the sloper to create any other bra style. Please note, this class is about design and draft, not construction. You **must** know how to sew a bra to take this class.

All classes start at 9:30 am (doors open at 9:15) and end at 4:00 pm. Most supplies for the classes are available for purchase next door at Bra-makers Supply.

NEW! MINI BOOB CAMP 3 days




If you have taken the Fit for Every Body or Design and Draft classes, this will be a chance to practice what you have learned in a no-pressure environment. Models will be chosen with different fitting issues, such as omega, low contour, plus size and petite. All of the fittings will be done as a group and then sub-groups will work to make a bra to fit the model. The models will come to class two to three times for fittings. We supply the materials.

READY TO WEAR READINESS 3 days



This three-day class is designed for bra designers and professional bra-makers who are looking to develop a ready-to-wear line of intimate apparel. Learn industry secrets about the manufacturing process, sourcing, and pattern readiness. You will also have a professional critique your designs and drafts, to be sure you are ready for this big step! You will also learn construction shortcuts that will have your production running smoothly.

PROFESSIONAL BRA-MAKERS WEEKEND



This long weekend in August is much more than a chance to see old friends. It's a chance to learn what is new in the industry, what techniques are emerging, what designs sell, what works and what does not. The weekend will help your bra-making business be the best it can be. There will be roundtable discussions, updates regarding fabric trends and new pattern developments. Oh yes, it will be fun too because everyone speaks "bra"!